



3 Body and face



2 Watch again. What do they do?



3 Listen, find, and say. Then ask a friend.



4 Listen, chant, and act.





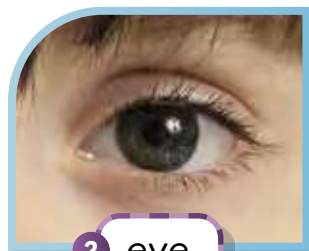

1 Watch the video. Check (✓).



leg

arm

1 Listen, point, and say. Then play.



2 Listen and say
Yes or No.



3 Read and circle.

- 1 A pink **eye** / **mouth**.
- 2 Brown **hair** / **hands**.
- 3 Two **noses** / **ears**.
- 4 Ten **fingers** / **eyes**.



one hand → two hands

4 Play the game.

Two eyes.

Yes!


Pink eyes.

No!

Talk buddies

I can name parts of the body.

1 Listen and number.




I have two eyes!




I have brown eyes.
He has ten fingers.
She has one nose.


2 Listen and stick. Then circle.



She has gray
hair / nose.



He has eight
hands / fingers.



She has one blue
mouth / eye.

3 Play Guess who?

She has
purple hair.

Three!

Talk buddies

I can give basic descriptions of people.



My monster



1 Listen and read. Who helps Hugo?



Spot!

Can you find two eyes the same?

The end

2 Look, read, and match.

1 He has two eyes.





3 He has three legs.



4 She has four arms.



2 He has four legs.



3 How does Hugo feel? Circle.



I'm sad / excited.



I'm worried / happy.

4 Act out the story.



Oh no! His eye!
He only has one eye!

Are you OK?



Talk buddies

I can read and understand a story.

1 Listen, point, and say. Then play.



1 sit down




2 stand up



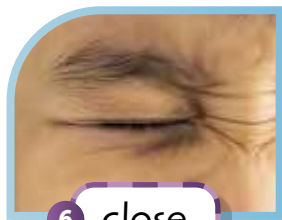
3 listen



4 show



5 open



6 close



One word or
two words?

one word
listen

two words
sit down

Picture Dictionary
page 121

2 Listen and do. Then play in pairs.



Stand up!



Sit down!

Sing-along

3 Listen, sing, and act.

Listen, listen,
Listen to the music.
Follow me.
One, two, three!

Stand up!
Show your hands!
Jump in the air!
Sit down on your chair!

Chorus



Close your eyes!
Touch your head!
Open your eyes!
Stand up again!


Chorus

I can name actions.

Extra
Lesson

Go online
Phonics

1 Watch the video. Circle. What does Sully do?



Listen!
Stand up!

Don't talk!
Don't sit down!

2 Listen and check (✓). Then say in pairs.



Let's communicate!

3 Use the cut outs.
Play the game.



Open your eyes!



I can give instructions.

Expressing emotions

Listen and sing.

1 Think and say. How do they feel?



cry



hide



jump



smile

2 Listen and circle.
Then say and act.

1 I smile / hide!



2 I jump / cry!



3 I smile / hide!



4 I hide / jump!



I'm happy.

I smile!

3 Match and say.



Be a hero!

Can you make your friend smile in 30 seconds? Try making a funny face.



Our five senses

1 Let's explore! Listen and number.

I **see** with my eyes. I see colors – red, blue, orange, and green.



I **smell** with my nose. I smell the flowers.



I **taste** with my mouth. I taste my lunch. Yum!



I **hear** with my ears. I hear music.



I **touch** with my fingers. I touch the water. It's wet!



2 Think Look and match.

1 see 2 hear 3 touch 4 taste 5 smell

a



b



c



d



e



3 Do Think and say. Draw one more.



I see...



Design a monster



Let's review

1 Read and write the number.



1 This is my monster.
He has _____ arms.

2 This is my monster.
She has _____ eye.



Get ready

2 Think and circle. Then listen and check.

Sit down! / Stand up!

Listen! / Don't listen!

Open / Close your books.



Workbook page 37

Create

3 Now design your monster.
Write.



Reflect

4 How did I do?

I listen to my teacher. ☐

I get my pencils ready. ☐

I create my monster. ☐

I can design and write about my monster.

I can do it!


1 Look and number. Then say.

eye

face

finger

head



leg

body

nose

mouth

2 Write a or b. Then listen and check.



- 1 He has one eye. _____
- 2 She has purple hair. _____
- 3 He has two arms. _____
- 4 She has six legs. _____



3 Think and check (✓). Then stick!

I can...

- name body parts and actions ☐
- read a story ☐
- sing a song ☐
- name actions and emotions ☐

Sticker time



✓ I completed
Unit 3!

Go online
Big Project